



Australian Government

**TCSI** TERTIARY COLLECTION  
OF STUDENT INFORMATION

# TCSI April 2025 Provider Webinar

Wednesday 30 April 2025

# Agenda

## VET and Higher Education Providers:

- Scheduled Validations webpage update

## VET providers (only):

- Tax File Numbers in eCAF and TCSI

## Higher Education Providers (only):

- TCSI Analytics 'Expected Trends' dashboard
- University - Applications and Offers

# Scheduled Validations webpage update

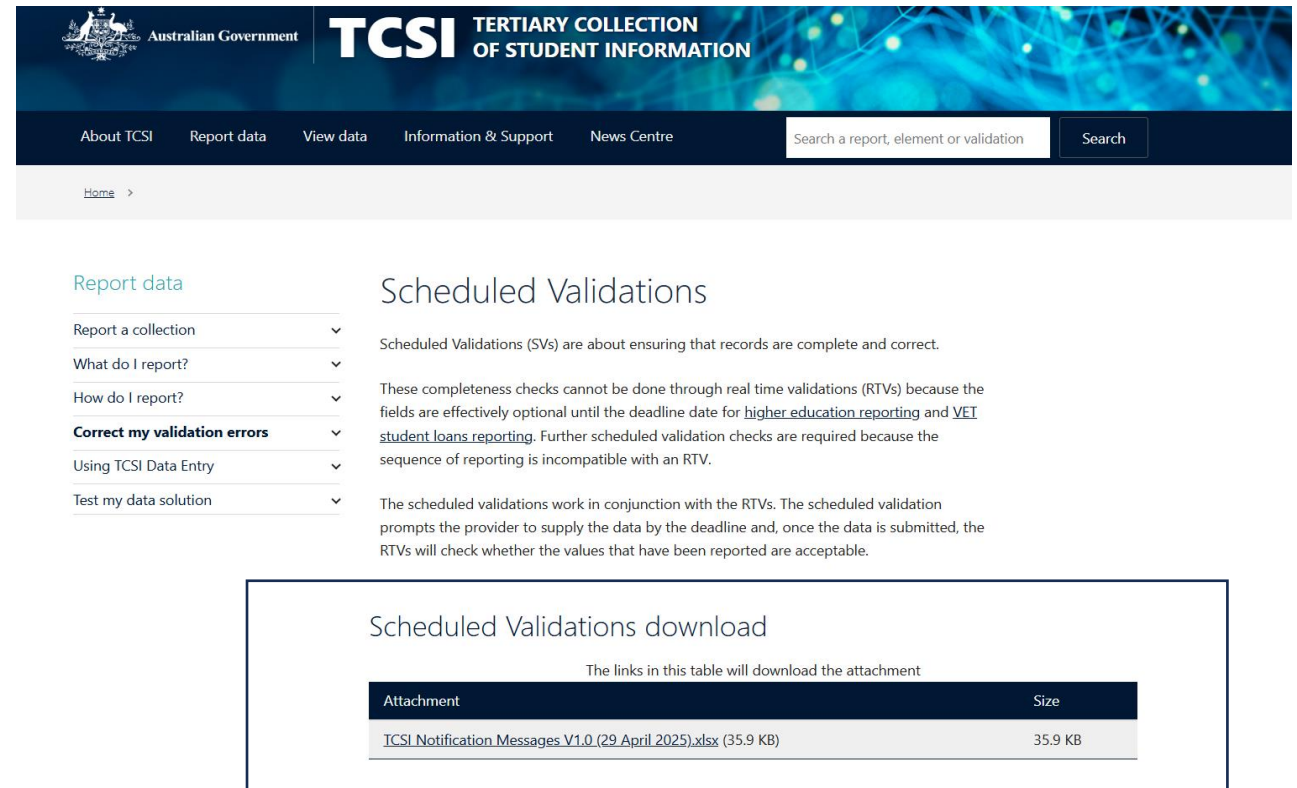
VET

HEP

PIR

# Scheduled validations webpage update

- The Schedule Validations (SVs) webpage now includes a downloadable spreadsheet that contains a list of all SVs in TCSI.
- The new SV spreadsheet aligns with the format of the Real Time Validations spreadsheet.



The screenshot displays the TCSI website interface. At the top, the Australian Government logo and the TCSI title are visible. A navigation bar includes links for 'About TCSI', 'Report data', 'View data', 'Information & Support', and 'News Centre', along with a search bar. The 'Report data' section is expanded, showing options like 'Report a collection', 'What do I report?', 'How do I report?', 'Correct my validation errors', 'Using TCSI Data Entry', and 'Test my data solution'. The 'Scheduled Validations' section explains that these validations ensure records are complete and correct, noting that they cannot be done through real-time validations (RTVs) due to optional fields. A 'Scheduled Validations download' section contains a table with a link to download a spreadsheet.

**Scheduled Validations**

Scheduled Validations (SVs) are about ensuring that records are complete and correct.

These completeness checks cannot be done through real time validations (RTVs) because the fields are effectively optional until the deadline date for [higher education reporting](#) and [VET student loans reporting](#). Further scheduled validation checks are required because the sequence of reporting is incompatible with an RTV.

The scheduled validations work in conjunction with the RTVs. The scheduled validation prompts the provider to supply the data by the deadline and, once the data is submitted, the RTVs will check whether the values that have been reported are acceptable.

**Scheduled Validations download**

The links in this table will download the attachment

Attachment	Size
<a href="#">TCSI Notification Messages V1.0 (29 April 2025).xlsx</a> (35.9 KB)	35.9 KB

# Tax File Numbers in eCAF and TCSI

VET

HEP

PIR



# Tax File Numbers in eCAF and TCSI

- TFNs supplied by a VET student in eCAF will be available in TCSI when:
  - there is a verified TFN and USI for the student in eCAF
  - a matching student record exists in TCSI and eCAF
- Scheduled validation SV00128 will trigger when a TFN cannot be found by the due date.
- VET providers attempting to report a TFN in TCSI will receive the real time validation 10938.
  - Warnings do not prevent other changes from being actioned, but the supplied TFN will be ignored by TCSI.
- If you have any questions about TFNs for VET Student Loans please contact [vetstudentloans@dewr.gov.au](mailto:vetstudentloans@dewr.gov.au).

## Scheduled Validation **SV00128**:

A TFN cannot be found for the student. Please ensure there is a verified TFN and USI in eCAF, and the provider student ID, USI, and date of birth data in TCSI exactly matches that in the student's eCAF.

## Real time validation **10938**:

TFNs are no longer reportable by VET providers.

# TCSI Analytics 'Expected Trends' dashboard

VET

HEP

PIR

# Landing Page

Navigates to section that displays the total number of students enrolled with details

Student Enrolment Headcount Trends

Navigates to section that displays the total study load of students with details

Student Load (EFTSL) Trends

Navigates to section that display the data definitions used for the dashboard

Notes

Student Headcount - Not Study Load

Equivalent Full Time Student Load (EFTSL)

Data definitions, context and sensitivities

Filters

Show/hide filter pane

Search

Filters on all

All the filters will be selected by default for the users, they can be amended

E62  
is

Com  
is (All)

Citizenship  
is (All)

Course Level  
is (All)

Broad Field of Education / Broad Discipline Group  
is (All)

Mode of Study  
is (All)

Special Courses  
is (All)

Gender  
is (All)

Disability  
is (All)

First Nation  
is (All)

Non-English Speaking  
is (All)

Women in Non-Traditional areas  
is (All)

First Address Low SES by SA1  
is (All)



# Higher Education Student Enrolment - Head Count

Live and Verified Student Enrolment Data, 2021 to current year

Displays various policy-related metrics

Head Count Policy Indicators

Head Count Quality Indicators

Course Level

Broad Field of Education

Special Courses

Gender

Equity Groups

Filter by Categories | Categories change depending on report selection | Click Select all to reset | Current selection: All

Select all

Postgraduate research

Postgraduate coursework

Bachelor

Sub-Bachelor

Enabling

Non-award

Calendar Year: Multiple selections

2021

2022

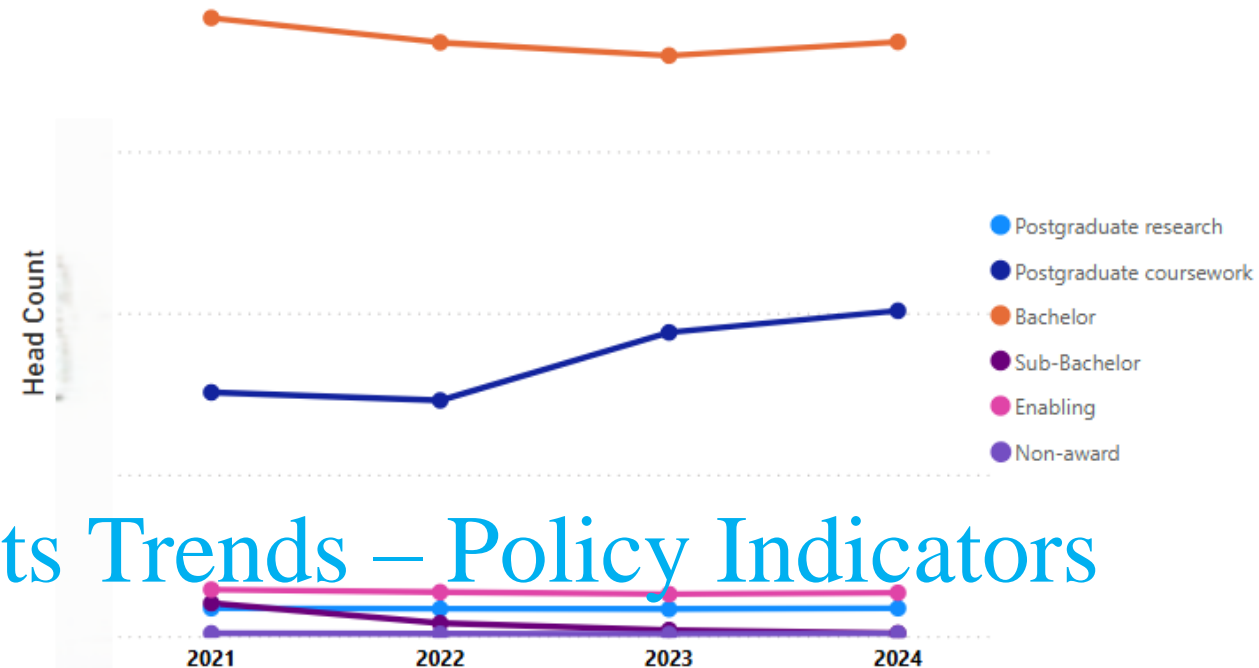
2023

2024

2025

Change from earliest to latest displayed year 2.50 % : Data displayed in this report are verified for years 2021 to 2023 Otherwise the report displays live data : Providers - All

Course Level	2021	2022	2023	2024
Postgraduate research				
Postgraduate coursework				
Bachelor				
Sub-Bachelor				
Enabling				
Non-award				
Total				



## Student Enrolment Headcounts Trends – Policy Indicators

Geo Spatial Information

[Home](#)[Head Count Policy Indicators](#)[Head Count Quality Indicators](#)[Course Level](#)[Broad Field of Education](#)[Special Courses](#)[Gender](#)[Equity Groups](#)

Filter by Categories | Categories change depending on report selection | Click Select all to reset | Current selection: All

[Select all](#)[Postgraduate research](#)[Postgraduate coursework](#)[Bachelor](#)[Sub-Bachelor](#)[Enabling](#)[Non-award](#)

...

Calendar Year: Multiple selections

Filters to narrow down the data displayed for each policy indicator to get a more focused view of the data.

Change from earliest to latest displayed year 2.50 % : Data displayed in this report are verified for years 2021 to 2023 Otherwise the report displays live data : Providers - All

Course Level	2021	2022	2023	2024
--------------	------	------	------	------

Postgraduate research				
-----------------------	--	--	--	--

Postgraduate coursework				
-------------------------	--	--	--	--

Bachelor				
----------	--	--	--	--

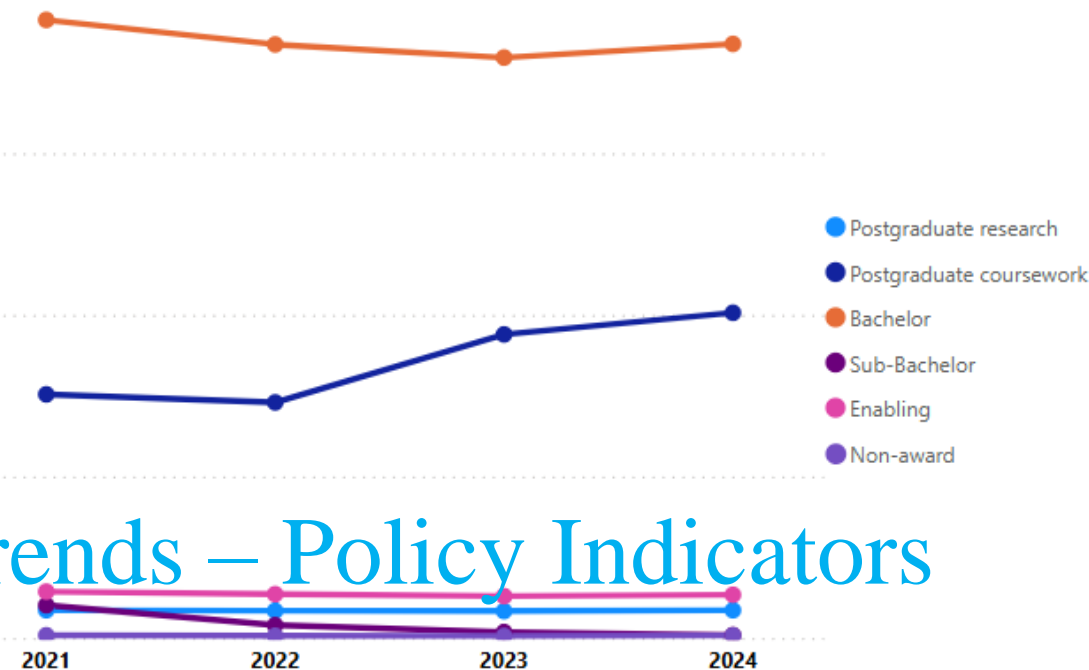
Sub-Bachelor				
--------------	--	--	--	--

Enabling				
----------	--	--	--	--

Non-award				
-----------	--	--	--	--

<b>Total</b>				
--------------	--	--	--	--

Head Count



## Student Enrolment Headcounts Trends – Policy Indicators

[Geo Spatial Information](#)

# Higher Education Student Enrolment - Head Count

Live and Verified Student Enrolment Data, 2021 to current year

Home

Head Count Policy Indicators

Head Count Quality Indicators

Course Level

Broad Field of Education

Special Courses

Gender

Equity Groups

Filter by Categories | Categories change depending on report selection | Click Select all to reset | Current selection: All

Select all

Students from a  
Non-English Speaking...

Students with a  
Disability

Women in  
Non-Traditional Areas

First Nations

Remote First Address

Regional First Address

First Address  
by...

Total Domestic Onshore  
Students

Calendar Year: Multiple selections

2021

2022

2023

2024

Data displayed in this report are verified for years 2021 to 2023 Otherwise the report displays live data : Providers - All

Equity Group	2021	2022	2023	2024
Students from a Non-English Speaking Background				
Students with a Disability				
Women in Non-Traditional Areas				
First Nations				
Remote First Address				
Regional First Address				
First Address Low SES by SA1				
Total Domestic Onshore Students				

Equity groups filter which include metrics such as Regional/Remote Status, First Nations, Disability Status, Students from a Non-English-Speaking Background, Women in Non-Traditional Areas, and Total Domestic Onshore Students.

Head Count

2021

2022

2023

2024

Women in Non-Traditional Areas  
First Nations  
Remote First Address  
Regional First Address  
First Address Low SES by SA1

## Student Enrolment Headcounts Trends – Policy Indicators

Geo Spatial Information

Click the table or the chart lines to highlight specific details | Click again to reset | Hover over the chart lines to see category summaries | Click Reset to reset all settings

Notes

# Higher Education Student Enrolment - Head Count

Live and Verified Student Enrolment Data, 2021 to current year

Home

Head Count Policy Indicators

Head Count Quality Indicators

Course Level

Broad Field of Education

Special Courses

Gender

Equity Groups

Filter by Categories | Categories change depending on report selection | Click Select all to reset | Current selection: All

Select all

Students from a  
Non-English Speaking...

Students with a  
Disability

Women in  
Non-Traditional Areas

First Nations

Remote First Address

Regional First Address

First Address Low SES  
by SA1

Total Domestic Onshore  
Students

Calendar Year: Multiple selections

2021

2022

2023

2024

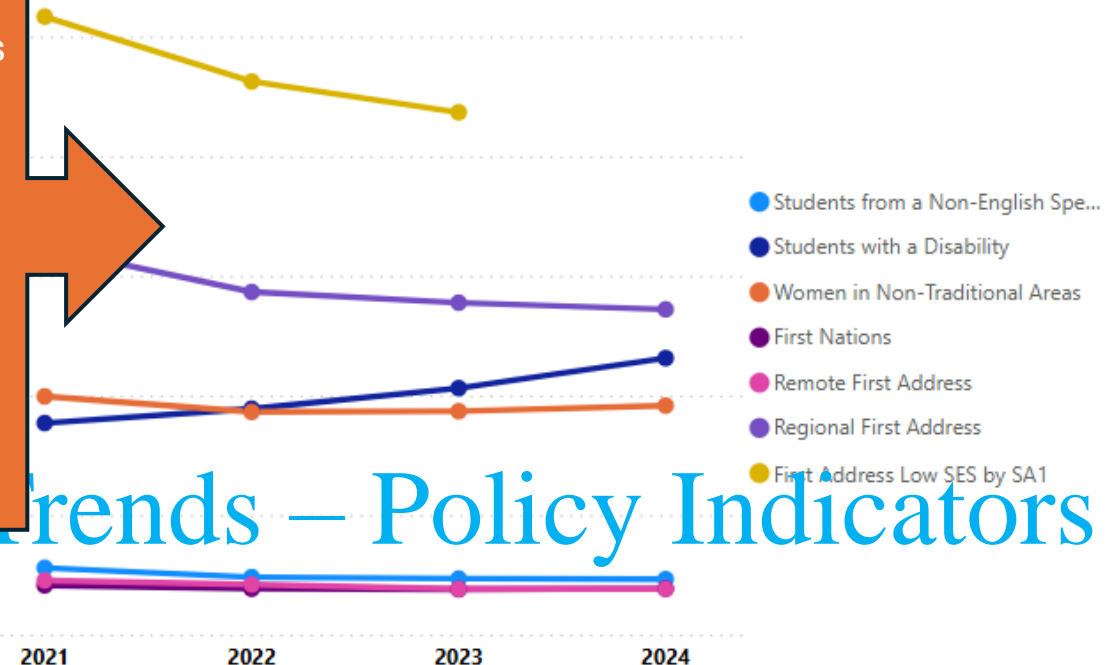
2025

Data displayed in this report are verified for years 2021 to 2023 Otherwise the report displays live data - Providers - All

Equity Group	2021	2022
Students from a Non-English Speaking Background	1,141,141	1,141,141
Students with a Disability	1,141,141	1,141,141
Women in Non-Traditional Areas	1,141,141	1,141,141
First Nations	1,141,141	1,141,141
Remote First Address	1,141,141	1,141,141
Regional First Address	1,141,141	1,141,141
First Address Low SES by SA1	1,141,141	1,141,141
Total Domestic Onshore Students	1,141,141	1,141,141

Table to display small number of comparative items, including values over time.

Time series data, allowing you to track changes and trends over time.



## Student Enrolment Headcount Trends – Policy Indicators

Geo Spatial Information

Home

Head Count Policy Indicators

Head Count Quality Indicators

Course Level

Broad Field of Education

Special Courses

Gender

Equity Groups

Filter by Categories | Categories change depending on report selection | Click Select all to reset | Current selection: All

Select all

Postgraduate research

Postgraduate coursework

Bachelor

Sub-Bachelor

Enabling

Non-award

Calendar Year: 2024

Quarter: All

Month (Year to Date): All

2021

2022

2023

2024

2025

Qtr 1

Qtr 2

Qtr 3

Qtr 4

January

February

March


April

Providers : All

Course Level	Live Year	Live Previous Year	Reporting Variance
Postgraduate research			
Postgraduate coursework			
Bachelor			
Sub-Bachelor			
Enabling			
Non-award			
Total			

Section to understand the accuracy and completeness of the data submitted by providers

# Student Enrolment Headcounts Trends – Quality Indicators



Geo Spatial Information

Variance Scatter

Monthly Trends



# Higher Education Student Enrolment - Head Count

Live and Verified Student Enrolments, 2021 to current year

Home

Head Count Policy Indicators

Head Count Quality Indicators

Course Level

Broad Field of Education

Special Courses

Gender

Equity Groups

Filter by Categories | Categories change depending on report selection | Click Select all to reset | Current selection: All

Select all

Postgraduate research

Postgraduate coursework

Bachelor

Sub-Bachelor

Enabling

Non-award

Calendar Year: 2024

Quarter: All

Month (Year to Date): All

Comparison Data

2021

2022

2023

2024

2025

Qtr 1

Qtr 2

Qtr 3

Qtr 4

January

February

March

April

May

June

Live vs Live

Live vs Verified

Providers : All

Course Level	Live Year	Live Previous Year	Reporting Variance
Postgraduate research			
Postgraduate coursework			
Bachelor			
Sub-Bachelor			
Enabling			
Non-award			
Total			

Scatter chart showing the variances

Head Count

Current data available, which is continuously updated to reflect real-time changes

Postgraduate coursework  
Bachelor  
Sub-Bachelor  
Enabling  
Non-award

## Student Enrolment Headcounts Trends – Quality Indicators

Reporting Variance

Geo Spatial Information

Variance Scatter

Monthly Trends

# Higher Education Student Enrolment - Head Count

Live and Verified Student Enrolments, 2021 to current year

Home

Head Count Policy Indicators

Head Count Quality Indicators

Course Level

Broad Field of Education

Special Courses

Gender

Equity Groups

Filter by Categories | Categories change depending on report selection | Click Select all to reset | Current selection: All

Select all

Postgraduate research

Bachelor

Sub-Bachelor

Enabling

Non-award

Calendar Year: 2023

2021

2022

2023

2024

2025

January

March

April

May

June

>

Comparison Data

Live vs Live

Live vs Verified

Providers : All

Course Level

Live Year

Verified Year

Bachelor  
Postgraduate coursework  
Enabling  
Postgraduate research  
Sub-Bachelor  
Non-award  
Total

Bar charts for displaying  
a small number of  
comparative items,  
including values over  
time.

Data that has been reviewed  
and confirmed for accuracy

Head Count

Live Year  
Verified Year

Maps

Student Enrolment Headcounts Trends – Quality Indicators

Geo Spatial Information

Variance Scatter

Monthly Trends



Primary

The maps include the E477 Delivery Location as the primary geographical indicator. This indicator helps in understanding the distribution of students across different regions.

Year

2021

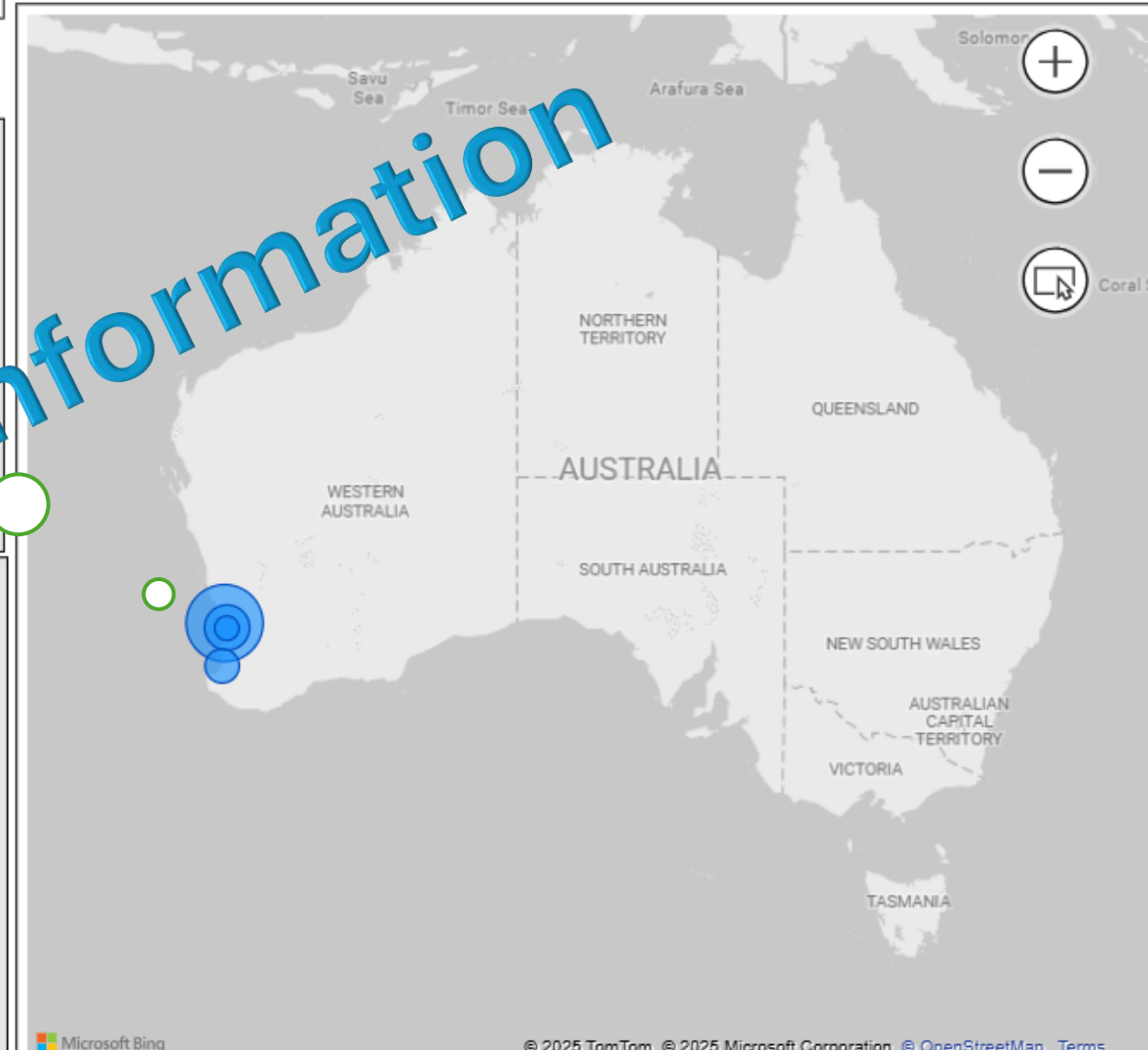
Broad Field

Health  
Education  
Management & Commerce  
Society & Culture  
Information Technology  
Engineering / Rel Technologies  
Creative Arts  
Natural & Physical Sciences  
Agriculture, Environmental / Rel Studies

Total

Provider	All
Course Level	Postgraduate research, Postgraduate coursework, Bachelor, Sub-Bachelor, Enabling, Non-award
Broad Field of Education	Natural & Physical Sciences, Information Technology, Engineering / Rel Technologies, Agriculture, Environmental / Rel Studies, Health Education, Management & Commerce, Society & Culture, Creative Arts, Mixed Field Programmes, Non-award courses
Mode of Study Selection	Internal, External, Multi-modal
Commencing Student Selection	Commencing Student, Non-commencing Student
Special Courses	General Nursing, Initial Teacher Training, Clinical Psychology, Aviation, Not special interest
Gender	Female, Male, Other
Disability	Yes, No
First Nations	Yes, No
Non-English	Yes, No
Woman in Non-Traditional areas	Yes, No

Drill Though Selection :





# Higher Education Student Enrolment - Head Count

Live and Verified Student Enrolment Data, 2021 to current year

[Return to Previous Page](#)

Primary Campus Locations

All Campus Locations

Live Data

Verified Data

Drill Through Selection :

Year

2021

The main campus where a student is primarily enrolled

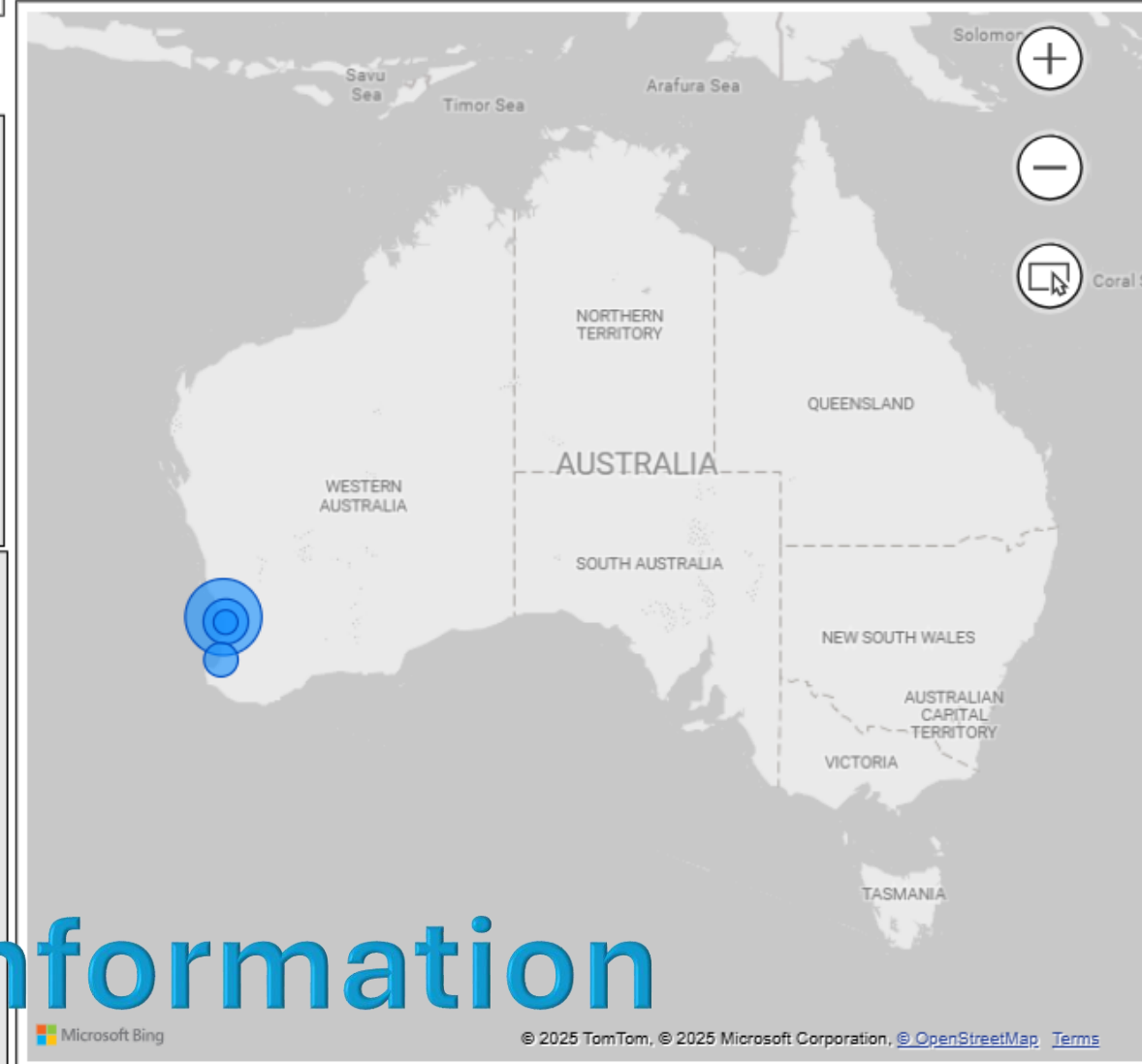
All campuses where a student is enrolled

Broad Field of Education  
Health, Education, Management & Commerce, Society & Culture, Information Technology, Engineering / Rel Technologies, Creative Arts, Natural & Physical Sciences, Agriculture, Environmental / Rel Studies

Total

Provider	All
Course Level	Postgraduate research, Postgraduate coursework, Bachelor, Sub-Bachelor, Enabling, Non-award
Broad Field of Education	Natural & Physical Sciences, Information Technology, Engineering / Rel Technologies, Agriculture, Environmental / Rel Studies, Health, Education, Management & Commerce, Society & Culture, Creative Arts, Mixed Field Programmes, Non-Award courses
Mode of Study Selection	Internal, External, Multi-modal
Commencing Student Selection	Commencing Student, Non Commencing Student
Special Courses	General Nursing, Initial Teacher Training, Clinical Psychology, Aviation, Not special interest
Gender	Female, Male, Other
Disability	Yes, No
First Nations	Yes, No
Non-English	Yes, No
Woman in Non-Traditional areas	Yes, No

# Geo Spatial Information



Tabular  
representation of the  
selection made by  
user

Delivery Location Postcode

Search

Select all

Selected Year - 2024

Graphical Data Presentation

Tabular Data Presentation

Course Level	Live Year	Live Previous Year	Reporting Variance
Postgraduate research			
Postgraduate coursework			
Bachelor			
Total			

Broad Field of Education	Live Year	Live Previous Year	Reporting Variance
Information Technology			
Total			

Special Courses	Live Year	Live Previous Year	Reporting Variance
Not special interest			
Total			

Equity Group	Live Year	Live Previous Year	Reporting Variance
Students from a Non-English Speaking Background			
Students with a Disability			
Women in Non-Traditional Areas			
First Nations			
Remote First Address			
Regional First Address			
First Address Low SES by SA1			
Total Domestic Onshore Students			
Total			

Broad Citizenship	Live Year	Live Previous Year	Reporting Variance
Domestic Students			
Onshore Overseas Students			
Offshore Overseas Students			
Total			

Gender	Live Year	Live Previous Year	Reporting Variance
Female			
Male			
Other			
Total			

Mode of Study	Live Year	Live Previous Year	Reporting Variance
Internal			
External			
Multi-modal			
Total			

Drill Through – Geo Spatial Information



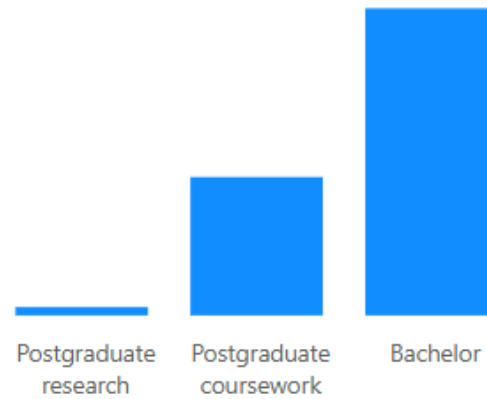
Bar charts displaying  
a small number of  
comparative items

### Selected Year - 2024

Graphical Data Presentation

Tabular Data Presentation

#### Course Level



#### Broad Field of Education




#### Special Courses



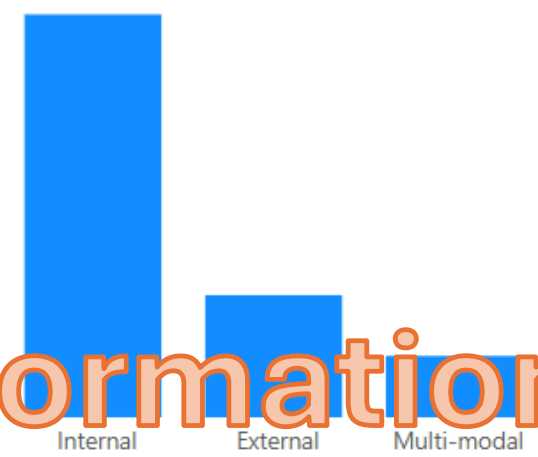
#### Broad Citizenship



#### Gender



#### Mode of Study



Drill Through — Geo Spatial Information

# University - Applications and Offers

VET

HEP

PIR

# University - Applications and Offers

**The reference date for the final 2025 University Applications and Offers Collection is 14 May 2025.**

**The final 2025 University Applications and Offers Collection is due on 28 May 2025.**

# University - Applications and Offers

## **Course offers packet:**

The course offers packet is used to report **all offers** and responses to offers for admission to a higher education undergraduate award course made directly to a Table A or Table B provider. Each course offers packet must be linked to an established course applications packet.

## **What we would like reported in May 2025:**

Instead of the most recent offer, we would like to have all offers as per the Course offers packet description.

Questions?

*Contact us at:*

[TCSIsupport@education.gov.au](mailto:TCSIsupport@education.gov.au)

