



Australian Government

TCSI TERTIARY COLLECTION
OF STUDENT INFORMATION

TCSI Provider February Webinar

Wednesday 21 February 2024

Agenda

All providers:

- Highlights from the February TCSI Newsletter
- Improvements to CHESN allocation

All Higher Education:

- 2023 HEP Student data verification
- TCSI Renewal Project

Higher Education – CSP providers only

- SLEMS – Additional SLE Changes and new warning RTV's

Highlights from the February TCSI Newsletter

VET

HEP

PIR

Highlights from the February TCSI Newsletter

The TCSI Newsletter helps to keep our Higher Education and VET Student Loans providers up to date with the TCSI news.

Providers can access past Newsletters via TCSI News Centre page - <https://www.tcsisupport.gov.au/news>

February Newsletter highlights



For VSL and Higher Education Providers

<u>Welcome back</u>	▼
<u>TFN verification</u>	▼
<u>USI bulk verification</u>	▼
<u>TCSI Data Extracts</u>	▼
<u>Privacy reminder</u>	▼
<u>Test environment refresh</u>	▼
<u>Upcoming webinars</u>	▼

Improvements to CHESSEN allocation

VET

HEP

PIR

CHESSN Allocation changes

- Improved data matching for allocating CHESSNs
- Update to baseline data requirements
- Checks undertaken on USI and TFN
- Benefits & risks
- Update on a future release that relates to the reporting of CHESSNs

Improved data matching for CHESSN allocation

CHESSN allocation process will now perform checks on the student's record having a verified USI or a verified TFN.

Previously the baseline data to find or allocate a CHESSN was:

- E313 - Student identification code
- E314 - Date of birth
- E402 - Student family name
- E403 - Student given name first
- E404 - Student given name - others
- E315 - Gender code

To support identifying students accurately, the baseline data requirements now includes ***either a verified*** E416 - Tax file number or ***a verified*** E584 - Unique Student Identifier.

A CHESSN will not be allocated until either a TFN or a USI is verified.

Benefits & risks

Benefits of having either a verified TFN or USI will

- Ensure that students with committed loans are uniquely identified in TCSI
- Students HELP entitlements are calculated correctly
- Reduce loan processing delays
- Reduce the number of identity errors and conflicts
- Reduce the number of CHESSNs changed after the look-up process, when a verified TFN becomes available

Risks of not having either a TFN or a USI verified will delay

- Calculation of Students HELP entitlements
- Prevents providers from accessing information on Students HELP entitlements
- Loans created will remain in unassessed state
- Prevents students accessing their entitlement information on MyHELPBalance

[CHESSN Management](#) webpage on [TCSI Support](#) has been updated to reflect this change and further information will be provided in our next newsletter.

Future release - Reporting of CHESSNs not required

In a future release, providers are not required to report CHESSNs, if CHESSNs are reported they will be ignored. This change will not affect providers with reporting or updating student packets.

The assigning of a CHESSN onto a student's record is the responsibility of the department and with the recent work to improve the accuracy of identity matching, the reporting of CHESSNs by providers will soon be ignored by TCSI.

This change will apply to when a provider

- reports, amends or remove a CHESSN

Noting that when a CHESSN is amended, a new student identity assessment will not be triggered.

Future release – New RTV - reporting of CHESSNs

A new warning RTV 11055 on Student Packet will be returned if a provider amends or reports a CHESSN.

We will delay implementation in production to allow sufficient time for vendors/providers to implement in their processes.

Element	Rule Type	Error Description	Error Logic	Error Resolution	Related Elements
E488	Warning	Attempt to report, amend or remove a CHESSN (E488).	The CHESSN (E488) should not be reported or amended for a Student record (UID8).	CHESSNs are no longer reportable by education providers. This warning will not prevent a student packet being created or a student record from being updated, however the incoming CHESSN (E488) value will be ignored.	E488 & UID8

2023 HEP Student data verification

VET

HEP

PIR

2023 HEP Student data verification

What's verification

- Verification is part of provider's reporting requirements under the *Higher Education Support Act 2023* (HESA). It is a declaration that the data reported for 2023 is complete, accurate and final.

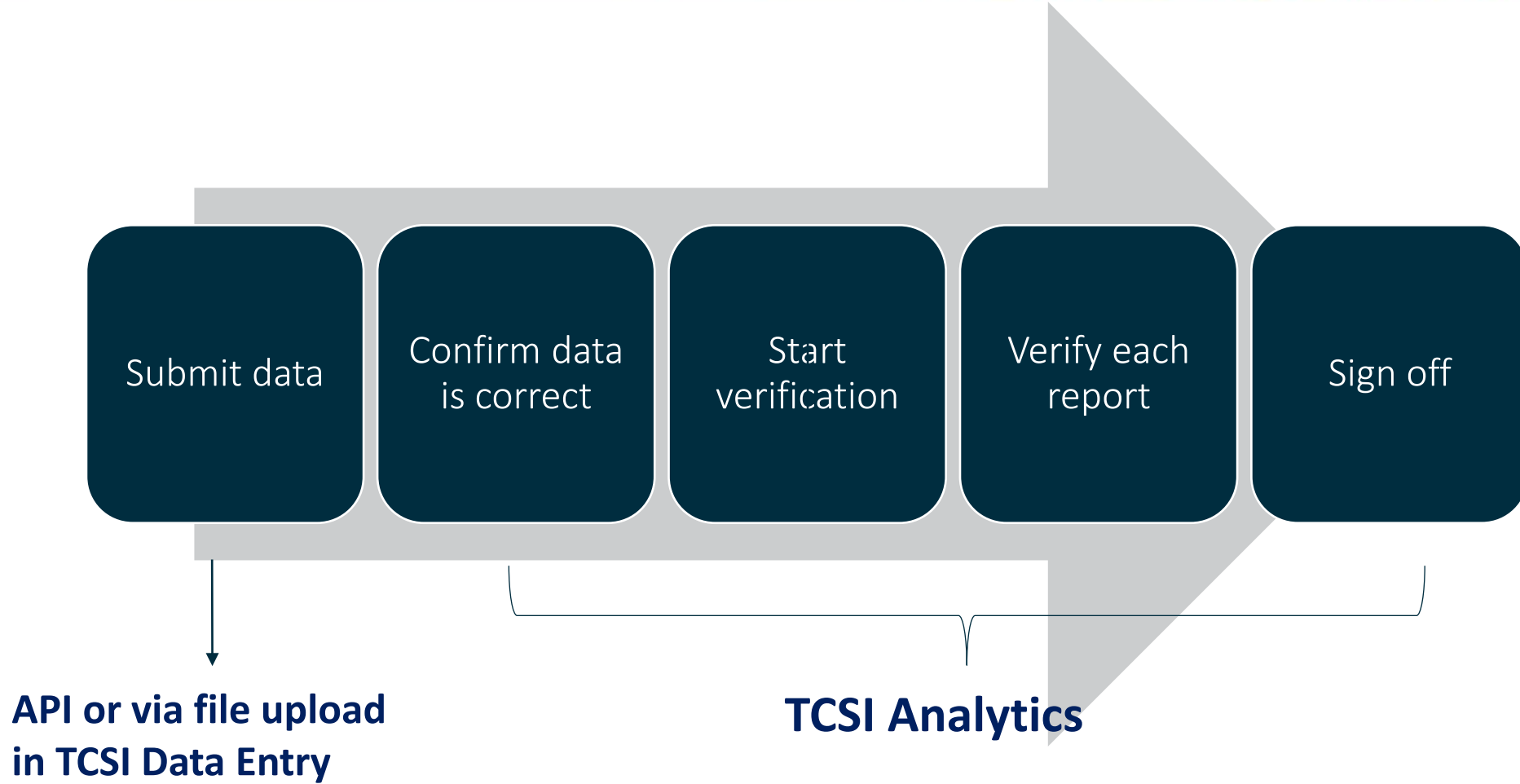
Why verification is important

- The department uses the verified data to reconcile your funding and to publish information on your organisation, including data on course completions and success rates.
- The verification process gives you a final opportunity to check your data carefully, as changes cannot be made to the 2023 dataset after verification is finalised.

Sign off due date

- 3 May 2024

Verification Process Overview



New Verification website

What's new

Tailored information for the three types of higher education providers:

- universities
- HESA-approved non-university providers, and
- PIR providers

Comprehensive resources and instructions:

- key dates
- data submission resources
- verification reports
- verification instructions
- user tips

Verification landing page

<https://www.tcsisupport.gov.au/view-data/TCSI-Analytics/verification>

Data Verification

Verification is a declaration that the student and staff data reported by providers to the department is complete, accurate and finalised.

To access relevant data verification information and instructions, providers need to first determine their provider type. Providers who have been approved under the *Higher Education Support Act 2023*(HESA) can offer HELP loans. Non-HESA-approved providers cannot offer HELP loans and are considered to be TEQSA Provider Information Request (PIR) providers.

Please check the table below and click on the provider type that matches your organisation:

	Approved to offer HELP loans under HESA in the reporting year	Listed as a Table or Table B university in HESA in the reporting year
Provider Information Request (PIR)	No	No
HESA-approved non-university providers (NUHEP)	Yes	No
University Higher Education provider (HEP)	Yes	Yes

Upcoming request for information

HEP Student verification - Request for Information (RFI)

- To understand your data submission and verification timeline and provide appropriate support
- To confirm primary and secondary TCSI contacts for your student data collection and maintain our record
- Will be sent in early March
- Seeking a single response for your organisation



TCSI Renewal & upcoming Provider Engagement

VET

HEP

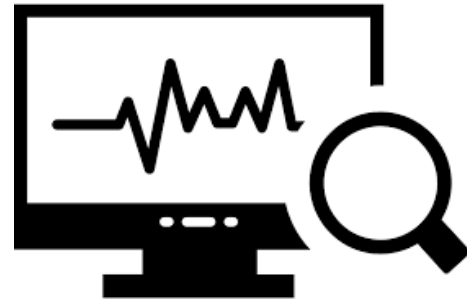
PIR

TCSI Renewal

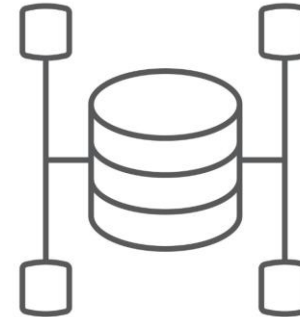
The Australian Government is investing in the TCSI system renewal over the next 3 years commencing on 1 July 2023




Data Quality



System Monitoring



Data Warehouse



Analytic tools



Residual core build and known issues



Software Vendors



DEWR
Services Australia

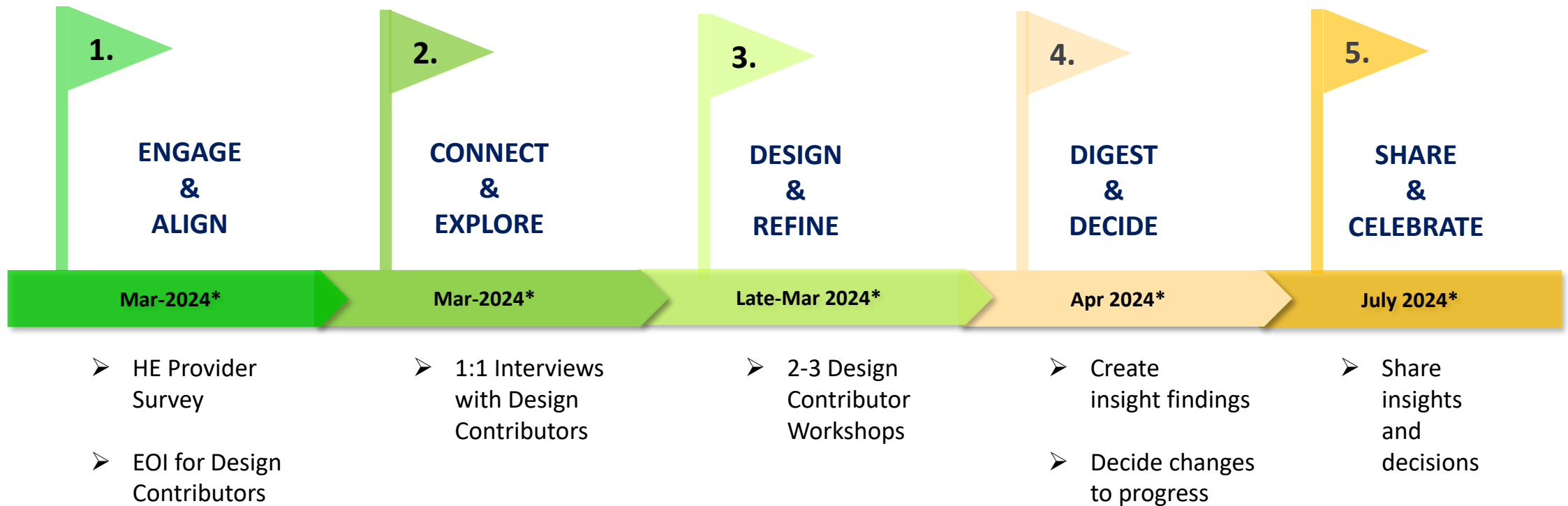


TCSI Renewal - Provider Engagement

As valued partners, your expertise and collaboration are instrumental in helping us chart a course towards a more resilient and agile TCSI system



Engagement with Higher Education Providers



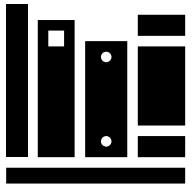
*Timing may be dependent on Dept. decisions
Tentative dates

Engagement with Higher Education Providers

Design Contributor cohort for Stage 2 and 3

- Higher Education representatives selected from the survey instrument
- Participate as a contributor throughout March via
 - 1:1 virtual interview
 - virtual workshops
- Provide your perspective on how you currently use TCSI
- Give examples for when things do/don't work well
- Provide feedback on ideas and suggestions for improvement

Next steps



- Internal work initially
- Provider/vendor engagement initial discussions from March 2024

We will continue to reach out through existing channels.




Australian Government
Department of Education

SLEMS – Additional SLE Changes and new warning RTV's

TCSI Provider Webinar – February 2024



Contents

1. Background
 2. What is Provisional ASLE (Additional Student Learning Entitlement)?
 3. Provisional ASLE being transferred to a student's Additional SLE amount
 4. What happens where there is no prospect of the student being in a CSP?
 5. What happens when the student has Provisional ASLE but no Available SLE?
 6. How does Provisional ASLE factor into existing RTV's in TCSI?
 7. New 2 EFTSL warning RTV/and fixes to existing RTV's
 8. SLE Specific TCSI Analytics Reports
- 

1. Background

- As part of the ongoing work to enhance the Student Learning Entitlement Management System (SLEMS), amendments to the processing of postgraduate and graduate entry bachelor courses were made to ensure only students enrolled in a Commonwealth Supported Place (CSP) as part of these courses are awarded Additional SLE (ASLE)
- This work has resulted in the creation of a new value in SLEMS called 'Provisional ASLE'
- Further work has been undertaken to create additional warning RTV's to help increase provider visibility and assist them in managing the SLE policy



2. What is Provisional ASLE?

- Provisional ASLE is a placeholder value that is awarded to a student when they enrol in a postgraduate or graduate entry bachelor course (E310 = 04, 05, 06, 07, 08, 11, 12 or 14) where no CSP unit has been reported against it.
- Provisional ASLE cannot be consumed by students, however when a CSP unit is linked to the course that awarded it, it will be transferred into the student's Additional SLE amount, allowing for Additional SLE consumption.
- Existing postgraduate and graduate entry bachelor courses have been reprocessed to align with the amendments to the Additional SLE workflow

3. Provisional ASLE being transferred to a student's Additional SLE amount

Student Learning Entitlement (SLE)

Total SLE Limit **7.00**

The Total SLE Limit is the amount of study a student can take in a Commonwealth Supported Place in the student's lifetime from 1 January 2022.

Available SLE balance as of 01/02/2024
7.00

Type of SLE	Amount
Ordinary SLE	7.00
Additional SLE	0.00
Lifelong SLE	0.00

The student has consumed 0.00 of the student's Total SLE limit.

Lifelong SLE accrual date : 01-01-2034

Your combined SLE history statement

This includes all of the student's consumed and pending SLE entitlements from 1 January 2022. It also includes SLE amount re-credited for units of study from 1 January 2022. [View](#)

Pending SLE

Pending SLE is the total SLE amount for units the student has enrolled in where the census date has not yet passed.

0.00 Pending SLE

Provisional ASLE

Provisional ASLE is the Additional SLE that a student will be allocated once their postgraduate or graduate entry course of study is confirmed as a Commonwealth Supported Place.

0.00 Provisional ASLE

Student has not enrolled in an postgraduate or graduate entry bachelor courses. Thus no Provisional ASLE awarded

Note: For demonstration purposes only Provisional ASLE is only available in the Department view of myHELPbalance

3. Provisional ASLE being transferred to a student's Additional SLE amount (cont.)

Course of Study Details

[E533](#) - Course of study code

ASLEP00011

[E394](#) - Course of study name

Provisional ASLE Grad Cert

[E310](#) - Course of study type

11 - Graduate Certificate

[E350](#) - Course of study load

0.5

[E455](#) - Combined course of study indicator

false

Edit

Delete

They then enrol in a Graduate Certificate (E310 = 11) with a course load of 0.5 EFTSL

Course Admission for Course ASLEP00011

Unit Enrolments (0 records)

Details

Bases for Admission

Prior Credits

Specialisations

HDR

Scholarships

RTP Stipends

Awards

OS-HELP

Course Admission Details

[E307](#) - Course code

ASLEP00011

[E534](#) - Course of study commencement date

2023-02-01

[E330](#) - Type of attendance code

[E632](#) - Australian Tertiary Admission Rank


[E605](#) - Selection rank

3. Provisional ASLE being transferred to a student's Additional SLE amount (cont.)

Student Learning Entitlement (SLE)

Total SLE Limit 7.00

The Total SLE Limit is the amount of study a student can take in a Commonwealth Supported Place in the student's lifetime from 1 January 2022.

 Available SLE balance as of 01/02/2024
7.00

Type of SLE	Amount
Ordinary SLE	7.00
Additional SLE	0.00
Lifelong SLE	0.00

The student has consumed 0.00 of the student's Total SLE limit.

Lifelong SLE accrual date : 01-01-2034

Your combined SLE history statement

This includes all of the student's consumed and pending SLE entitlements from 1 January 2022. It also includes SLE amount re-credited for units of study from 1 January 2022.

[View](#)

Pending SLE

Pending SLE is the total SLE amount for units the student has enrolled in where the census date has not yet passed.

0.00 Pending SLE

Provisional ASLE

Provisional ASLE is the Additional SLE that a student will be allocated once their postgraduate or graduate entry course of study is confirmed as a Commonwealth Supported Place.

0.50 Provisional ASLE

This results in 0.5 EFTSL of Provisional ASLE being awarded

Note: For demonstration purposes only Provisional ASLE is only available in the Department view of myHELPbalance

3. Provisional ASLE being transferred to a student's Additional SLE amount (cont.)

Course Admission for Course ASLEP00011

Unit Enrolment 7913

[Unit Enrolment Details](#) [AOUs](#) [Loans](#)

Unit Enrolment Details

E354 - Unit of study code
7913

E489 - Unit of study census date
2024-01-31

E464 - Discipline code
010303 - Astronomy

E337 - Work experience in industry code

E551 - Summer and winter school code

E622 - Unit of study year long indicator
false

E600 - Unit of study commencement date
2023-12-20

E355 - Unit of study status code
4 - Completion status not yet determined

E601 - Unit of study outcome date
2024-02-28

E660 - Delivery location country code

E477 - Delivery location postcode

E329 - Mode of attendance code

E490 - Student status code
201 - HECS-HELP - deferred

E392 - Maximum student contribution code
7 - Non-grandfathered - not Psychology or Social Work

Course Admission for Course ASLEP00011

Unit Enrolment 7913

[Unit Enrolment Details](#) [AOUs](#) [Loans](#)

AOUs (1 record)

Search...

[Add Record](#)

E333 AOU code	E339 EFTSL	E384 Amount charged	E381 Amount paid upfront	E529 Loan fee	E558 HELP loan amount	Actions
791	0.125					Edit Delete

Page 1/1 - 1 record total

They then enrol in a CSP unit enrolment (E490 = 201) with a study load of 0.125 EFTSL

3. Provisional ASLE being transferred to a student's Additional SLE amount (cont.)

Student Learning Entitlement (SLE)

Total SLE Limit 7.50

The Total SLE Limit is the amount of study a student can take in a Commonwealth Supported Place in the student's lifetime from 1 January 2022.

Available SLE balance as of 01/02/2024

✓ **7.38**

Total SLE Limit Breakdown

Type of SLE	Amount
Ordinary SLE	7.00
Additional SLE	0.50
Lifelong SLE	0.00

The student has consumed 0.12 of the student's Total SLE limit.

Lifelong SLE accrual date : 01-01-2034

Your combined SLE history statement

This includes all of the student's consumed and pending SLE entitlements from 1 January 2022. It also includes SLE amount re-credited for units of study from 1 January 2022.

[View](#)

Pending SLE

Pending SLE is the total SLE amount for units the student has enrolled in where the census date has not yet passed.

0.00 Pending SLE

Provisional ASLE

Provisional ASLE is the Additional SLE that a student will be allocated once their postgraduate or graduate entry course of study is confirmed as a Commonwealth Supported Place.

0.00 Provisional ASLE

Due to the CSP unit being linked to the course that awarded Provisional ASLE, the student now has 0.5 EFTSL of Additional SLE available to use for that or any other course of study


Note: For demonstration purposes only Provisional ASLE is only available in the Department view of myHELPbalance

4. What happens where there is no prospect of the student being in a CSP for the course?

Student Learning Entitlement (SLE)

Total SLE Limit **7.00**

The Total SLE Limit is the amount of study a student can take in a Commonwealth Supported Place in the student's lifetime from 1 January 2022.

 Available SLE balance as of 01/02/2024
7.00

Type of SLE	Amount
Ordinary SLE	7.00
Additional SLE	0.00
Lifelong SLE	0.00

The student has consumed 0.00 of the student's Total SLE limit.

Lifelong SLE accrual date : 01-01-2034

Your combined SLE history statement

This includes all of the student's consumed and pending SLE entitlements from 1 January 2022. It also includes SLE amount re-credited for units of study from 1 January 2022.

[View](#)

Pending SLE

Pending SLE is the total SLE amount for units the student has enrolled in where the census date has not yet passed.

0.00 Pending SLE

Provisional ASLE

Provisional ASLE is the Additional SLE that a student will be allocated once their postgraduate or graduate entry course of study is confirmed as a Commonwealth Supported Place.

0.50 Provisional ASLE

Another student has enrolled in the same course that has no CSP unit linked to it. Thus they have 0.5 EFTSL of Provisional ASLE

Note: For demonstration purposes only Provisional ASLE is only available in the Department view of myHELPbalance

4. What happens where there is no prospect of the student being in a CSP for the course? (cont.)

Course Admission for Course ASLEP00011

Unit Enrolment 7913

[Unit Enrolment Details](#) [AOUs](#) [Loans](#)

Unit Enrolment Details

E354 - Unit of study code	7913
E489 - Unit of study census date	2024-01-31
E464 - Discipline code	010303 - Astronomy
E337 - Work experience in industry code	
E551 - Summer and winter school code	
E622 - Unit of study year long indicator	false
E600 - Unit of study commencement date	2023-12-20
E355 - Unit of study status code	4 - Completion status not yet determined
E601 - Unit of study outcome date	2024-02-28
E660 - Delivery location country code	
E477 - Delivery location postcode	
E329 - Mode of attendance code	
E490 - Student status code	230 - FEE-HELP - Deferred
E202 - Maximum student contribution code	

A unit enrolment is reported against the course, however it is not a CSP unit (E490 = 230)

4. What happens where there is no prospect of the student being in a CSP for the course? (cont.)

Course Admission for Course ASLEP00011

Unit Enrolments (1 record)

Search...

Add Unit Enrolment

E354 Unit of study code	E489 Unit of study census date
7913	2024-01-31

Page 1/1 - 1 record total

[Details](#) [Bases for Admission](#) [Prior Credits](#) [Specialisations](#) [HDR](#) [Scholarships](#) [RTP Stipends](#) [Awards](#) [OS-HELP](#)

Course Admission Details

[E307](#) - Course code
ASLEP00011

[E534](#) - Course of study commencement date
2023-02-01

[E330](#) - Type of attendance code

[E632](#) - Australian Tertiary Admission Rank

[E605](#) - Selection rank

[E620](#) - Highest attainment code

[E599](#) - Course outcome code
2 - Withdrawn

[E592](#) - Course outcome date

The student then withdraws from the course (E599 = 2).

4. What happens where there is no prospect of the student being in a CSP for the course? (cont.)

Student Learning Entitlement (SLE)

Total SLE Limit **7.00**

The Total SLE Limit is the amount of study a student can take in a Commonwealth Supported Place in the student's lifetime from 1 January 2022.

Available SLE balance as of 01/02/2024

7.00

Total SLE Limit Breakdown

Type of SLE	Amount
Ordinary SLE	7.00
Additional SLE	0.00
Lifelong SLE	0.00

The student has consumed **0.00** of the student's Total SLE limit.

Lifelong SLE accrual date : 01-01-2034

Your combined SLE history statement

This includes all of the student's consumed and pending SLE entitlements from 1 January 2022. It also includes SLE amount re-credited for units of study from 1 January 2022.

[View](#)

Pending SLE

Pending SLE is the total SLE amount for units the student has enrolled in where the census date has not yet passed.

0.00 Pending SLE

Provisional ASLE

Provisional ASLE is the Additional SLE that a student will be allocated once their postgraduate or graduate entry course of study is confirmed as a Commonwealth Supported Place.

0.00 Provisional ASLE

As there is no prospect of the student being in a CSP, the Provisional ASLE amount is retracted.

Note: For demonstration purposes only. Provisional ASLE is only available in the Departmental view of myHELPbalance.

5. What happens when the student has Provisional ASLE but no Available SLE?

Student Learning Entitlement (SLE)

Total SLE Limit 7.00

The Total SLE Limit is the amount of study a student can take in a Commonwealth Supported Place in the student's lifetime from 1 January 2022.

Available SLE balance as of 01/02/2024

0.00

Total SLE Limit Breakdown

Type of SLE	Amount
Ordinary SLE	7.00
Additional SLE	0.00
Lifelong SLE	0.00

The student has consumed 7.00 of the student's Total SLE limit.

Lifelong SLE accrual date : 01-01-2033

Your combined SLE history statement

This includes all of the student's consumed and pending SLE entitlements from 1 January 2022. It also includes SLE amount re-credited for units of study from 1 January 2022.

[View](#)

Pending SLE

Pending SLE is the total SLE amount for units the student has enrolled in where the census date has not yet passed.

0.00 Pending SLE

Provisional ASLE

Provisional ASLE is the Additional SLE that a student will be allocated once their postgraduate or graduate entry course of study is confirmed as a Commonwealth Supported Place.

0.50 Provisional ASLE

Course Admission for Course ASLEP00011

Unit Enrolments (0 records) [+](#)

[Details](#) [Bases for Admission](#) [Prior Credits](#) [Specialisations](#) [HDR](#) [Scholarships](#) [RTP Stipends](#) [Awards](#) [OS-HELP](#)

Course Admission Details

E307 - Course code	ASLEP00011
E534 - Course of study commencement date	2023-02-01
E330 - Type of attendance code	
E632 - Australian Tertiary Admission Rank	
E605 - Selection rank	

Another student has no Available SLE and is enrolled in a Graduate Certificate (E310 = 11) that awards 0.5 EFTSL of Provisional ASLE

Note: For demonstration purposes only Provisional ASLE is only available in the Department view of myHELPbalance

5. What happens when the student has Provisional ASLE but no Available SLE? (cont.)

Course Admission for Course ASLEP00011

Unit Enrolment 9510

[Unit Enrolment Details](#) [AOUs](#) [Loans](#)

Unit Enrolment Details

E354 - Unit of study code
9510

E489 - Unit of study census date
2024-04-01

E464 - Discipline code
010709 - Soil Science

E337 - Work experience in industry code

E551 - Summer and winter school code

E622 - Unit of study year long indicator
false

E600 - Unit of study commencement date
2024-02-29

E355 - Unit of study status code
3 - Successfully completed all the requirements

E601 - Unit of study outcome date
2024-07-31

E660 - Delivery location country code

E477 - Delivery location postcode

E329 - Mode of attendance code

E490 - Student status code
201 - HECS-HELP - deferred



E392 - Maximum student contribution code
7 - Non-grandfathered - not Psychology or Social Work

Course Admission for Course ASLEP00011

Unit Enrolment 9510

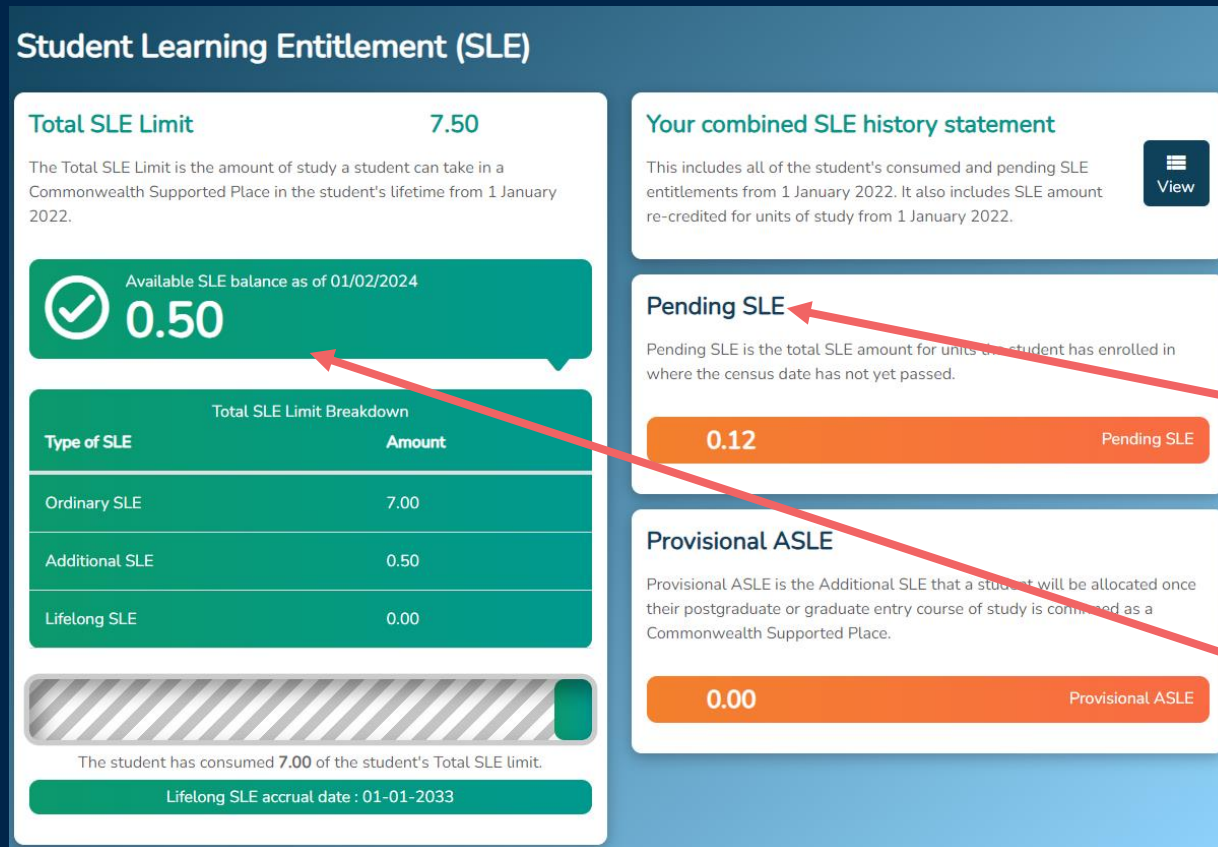
[Unit Enrolment Details](#) [AOUs](#) [Loans](#)

AOUs (1 record)

Search...						
Add Record						
E333 AOU code	E339 EFTSL	E384 Amount charged	E381 Amount paid upfront	E529 Loan fee	E558 HELP loan amount	Actions
951	0.125					 
Page 1/1 - 1 record total						

They then enrol in a CSP unit (E490 = 201) with a census date in the future linked to the Graduate Certificate course with a study load of 0.125 EFTSL

5. What happens when the student has Provisional ASLE but no Available SLE? (cont.)



The reporting of the unit is permitted by SLEMS, and the 0.5 EFTSL of Provisional ASLE is transferred to their Additional SLE amount. Of the 0.5 EFTSL of Available SLE the student has, 0.125 EFTSL is pending against the CSP unit enrolment from the previous slide

Note: For demonstration purposes only Provisional ASLE is only available in the Department view of myHELPbalance

6. How does Provisional ASLE factor into existing RTV's in TCSI?

Student Learning Entitlement (SLE)

Total SLE Limit 7.00

The Total SLE Limit is the amount of study a student can take in a Commonwealth Supported Place in the student's lifetime from 1 January 2022.

Available SLE balance as of 01/02/2024 0.88

Total SLE Limit Breakdown

Type of SLE	Amount
Ordinary SLE	7.00
Additional SLE	0.00
Lifelong SLE	0.00

The student has consumed 6.12 of the student's Total SLE limit.

Lifelong SLE accrual date : 01-01-2033

Your combined SLE history statement

This includes all of the student's consumed and pending SLE entitlements from 1 January 2022. It also includes SLE amount re-credited for units of study from 1 January 2022.

Pending SLE

Pending SLE is the total SLE amount for units the student has enrolled in where the census date has not yet passed.

0.00 Pending SLE

Provisional ASLE

Provisional ASLE is the Additional SLE that a student will be allocated once their postgraduate or graduate entry course of study is confirmed as a Commonwealth Supported Place.

0.50 Provisional ASLE

Currently, SLEMS will warn providers when a student has less than 1 EFTSL of Available SLE remaining.

This student has 0.875 EFTSL of Available SLE, as well as 0.5 EFTSL of Provisional ASLE

Note: For demonstration purposes only Provisional ASLE is only available in the Department view of myHELPbalance

Warnings

10395ENRLOG: The Student (UID8) is undertaking a total EFTSL of 0.625 or more in a three month period.

10657ENRLOG: Attempted reporting or amending Unit Enrolment (UID16) has left the student with less than 1 EFTSL to exhaust SLE entitlement

Record updated successfully.

6. How does Provisional ASLE factor into existing RTV's in TCSI? (cont.)

Course Admission for Course ASLEP00011

Unit Enrolment 7530

[Unit Enrolment Details](#) [AOUs](#) [Loans](#)

Unit Enrolment Details

E354 - Unit of study code
7530

E489 - Unit of study census date
2024-01-10

E464 - Discipline code
010300 - Physics & Astronomy

E337 - Work experience in industry code

E551 - Summer and winter school code

E622 - Unit of study year long indicator
false

E600 - Unit of study commencement date
2023-12-19

E355 - Unit of study status code
3 - Successfully completed all the requirements

E601 - Unit of study outcome date
2024-04-30

E660 - Delivery location country code

E477 - Delivery location postcode

E329 - Mode of attendance code

E490 - Student status code
201 - HECS-HELP - deferred

E392 - Maximum student contribution code
7 - Non-grandfathered - not Psychology or Social Work

Course Admission for Course ASLEP00011



Unit Enrolment 7530

[Unit Enrolment Details](#) [AOUs](#) [Loans](#)

AOUs (1 record)

Search...

Add Record

E333 AOU code	E339 EFTSL	E384 Amount charged	E381 Amount paid upfront	E529 Loan fee	E558 HELP loan amount	Actions
753	0.125					 

Page 1/1 - 1 record total

They then enrol in a CSP unit (E490 = 201) with a study load of 0.125 EFTSL linked to the course awarding Provisional ASLE

6. How does Provisional ASLE factor into existing RTV's in TCSI? (cont.)

Student Learning Entitlement (SLE)

Total SLE Limit 7.50

The Total SLE Limit is the amount of study a student can take in a Commonwealth Supported Place in the student's lifetime from 1 January 2022.

Available SLE balance as of 01/02/2024

1.25

Total SLE Limit Breakdown

Type of SLE	Amount
Ordinary SLE	7.00
Additional SLE	0.50
Lifelong SLE	0.00

The student has consumed 6.25 of the student's Total SLE limit.

Lifelong SLE accrual date : 01-01-2033

Your combined SLE history statement

This includes all of the student's consumed and pending SLE entitlements from 1 January 2022. It also includes SLE amount re-credited for units of study from 1 January 2022.

Pending SLE

Pending SLE is the SLE amount for units the student has enrolled in where the census date has not yet passed.

0.00 Pending SLE

Provisional ASLE

Provisional ASLE is the Additional SLE that a student will be allocated once their postgraduate or graduate entry course of study is confirmed as a Commonwealth Supported Place.

0.00 Provisional ASLE

This has resulted in the 0.5 EFTSL of Provisional ASLE being transferred to the student's Available SLE amount. The less than 1 EFTSL warning RTV is no longer being displayed

Note: For demonstration purposes only Provisional ASLE is only available in the Department view of myHELPbalance

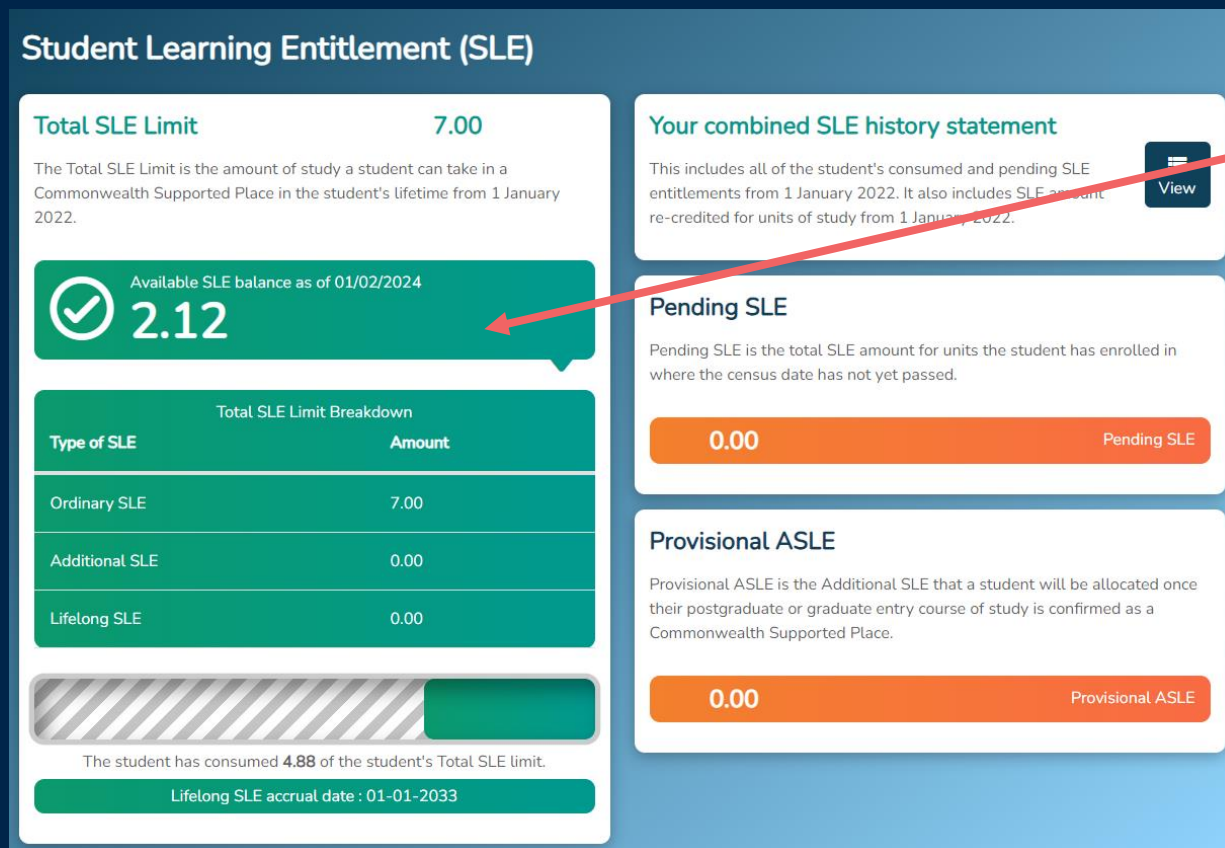
Home > Records > [Study Records](#) > Course Admission for ASLE 100011

Warning

10645ENRLOG: The Student (UID8) is undertaking more than 2 EFTSL in a 12 month period.

Record added successfully.

7. New 2 EFTSL warning RTV



This student has 2.125 EFTSL of Available SLE

Note: For demonstration purposes only Provisional ASLE is only available in the Department view of myHELPbalance

7. New 2 EFTSL warning RTV (cont.)

Course Admission for Course 9323

Unit Enrolment 7913

Unit Enrolment Details | AOU's | Loans

Unit Enrolment Details

E354 - Unit of study code	7913
E489 - Unit of study census date	2024-03-18
E464 - Discipline code	010707 - Geochemistry
E337 - Work experience in industry code	
E551 - Summer and winter school code	
E622 - Unit of study year long indicator	false
E600 - Unit of study commencement date	2024-02-15
E355 - Unit of study status code	4 - Completion status not yet determined
E601 - Unit of study outcome date	2024-05-31
E660 - Delivery location country code	
E477 - Delivery location postcode	
E329 - Mode of attendance code	
E490 - Student status code	201 - HECS-HELP - deferred
E392 - Maximum student contribution code	7 - Non-grandfathered - not Psychology or Social Work
E320 - EFTSL	

Course Admission for Course 9323



Unit Enrolment 7913

Unit Enrolment Details | AOU's | Loans

AOU's (1 record)

Search...

Add Record

E333 AOU code	E339 EFTSL	E384 Amount charged	E381 Amount paid upfront	E529 Loan fee	E558 HELP loan amount	Actions
791	0.125					 

Page 1/1 - 1 record total

They then enrol in a CSP unit (E490 = 201) with a study load of 0.125 EFTSL with a census date in the future

7. New 2 EFTSL warning RTV (cont.)

Student Learning Entitlement (SLE)

Total SLE Limit 7.00

The Total SLE Limit is the amount of study a student can take in a Commonwealth Supported Place in the student's lifetime from 1 January 2022.

Available SLE balance as of 01/02/2024 **2.12**

Total SLE Limit Breakdown

Type of SLE	Amount
Ordinary SLE	7.00
Additional SLE	0.00
Lifelong SLE	0.00

The student has consumed 4.88 of the student's Total SLE limit.

Lifelong SLE accrual date : 01-01-2033

Your combined SLE history statement

This includes all of the student's consumed and pending SLE entitlements from 1 January 2022. It also includes SLE amount re-credited for units of study from 1 January 2022.

Pending SLE

Pending SLE is the total SLE amount for units the student has enrolled in where the census date has not yet passed.

0.12 Pending SLE

Provisional ASLE

Provisional ASLE is the Additional SLE that a student will be allocated once their postgraduate or graduate entry course of study is confirmed as a Commonwealth Supported Place.

0.00 Provisional ASLE

This results in the student's Available SLE (minus the EFTSL value of enrolled CSP units with a future census date) equalling 2 EFTSL. Due to this a warning RTV (RTV10923) triggers warning the provider that the student has 2 or less EFTSL of SLE remaining

Note: For demonstration purposes only. Provisional ASLE is only available in the Departmental view of myHELPbalance.

Warning

10923ENRLOG: Reported or amended Unit Enrolment (UID16) or AOU (UID19) has left the student (USI) with 2 or less available SLE.

Record added successfully.

7. Fixes to existing RTV's

- Also included in this piece of work is the release of fixes to errors preventing SLE amounts being reccredited for units in some instances where the HELP Amount or Amount charged equals zero. These fixes include:
 - New **RTV 10921** and **RTV10922** which warns providers that the amount charged (E384) and HELP Loan Amount (E558) should be greater than \$0 for CSP units
 - Updated **RTV10462** which will block an attempt to report the remission of a non-CSP unit with an amount charged (E384) of \$0.

8. SLE Specific TCSI Analytics Reports

- The Department is continuing work on additions to TCSI Analytics to add reports to help providers manage the Student Learning Entitlement policy.
- For any providers that have questions or interest in the change they should contact studentlearningentitlement@education.gov.au
- General updates will be provided at future TCSI Provider Webinars

Questions?

Contact us at:

TCSIsupport@education.gov.au

